

In case of  
Day 1  
no deal


Preparing for Brexit No Deal on 31<sup>st</sup> October 2019



# Preparing for Brexit

Key objective: ensuring that traffic fluidity is maintained

In case of  
Day 1  
no deal

- Eurotunnel has been working for 2 years on contingency plans to prepare for the possibility of a Brexit No Deal and to ensure traffic fluidity after the UK's exit from the EU.
- Working in collaboration with the French & UK Customs Authorities we have developed our  solution which allows us to automate the scanning of pre-declared documents and share information with customs authorities.
- **20€m investment** at our terminals in Coquelles & Folkestone to provide new and enhanced facilities for border checks.
  - Including a brand-new dedicated customs office (Centre Douane SIVEP) adjacent to our Coquelles terminal
- Staff are recruited & training with new specific operational roles created.

**Key dependency is TRADER READINESS**



## Driver requirements for crossing with Eurotunnel\*

\*Excludes empty trailers and postal goods

### For FR/EU authorities

### For UK authorities

*Driver needs to have ready ... if not, the driver will need to exit*

<b>For goods travelling under Transit:</b> a Transit MRN (or an enveloppe code number)  Barcode(s) of MRN document to be scanned at FR Pit Stop		
<b>Pre travel EU Export Declaration</b> through local country customs system  Barcode(s) to be scanned at FR Pit Stop	and/or	<b>Pre travel UK Import Declaration</b> or <b>Transitional Simplified Procedure</b> through CHIEF/CDS  to be shown at FR Pit Stop
<b>TIR or ATA carnet</b> (goods travelling under temporary admission) Carnet to be shown at FR Pit Stop	and/or	
<b>Emergency documents</b> (if French customs system is not available) to be shown at UK Pit Stop	and/or	

*NB: Sanitary certificates are required for animal & plant origin goods but will be checked after crossing at a facility inland from the border*

**Accepting Eurotunnel's terms and conditions confirms that customs documents  
have been pre-lodged before arrival at the border**



### FR Terminal

- All declarations **must have been done** before arriving to the FR terminal
- **Possibility** to complete FR/EU **Export declaration** on site
- **No possibility** of completing any UK declarations (Import) on site
- At the Export parking, a dedicated Eurotunnel team ('Eurotunnel Border Service') will assist drivers to contact the haulier/RDE to do the French/EU Export declaration

**This team will be able to receive emails / faxes and can do the necessary printouts**

### UK Terminal

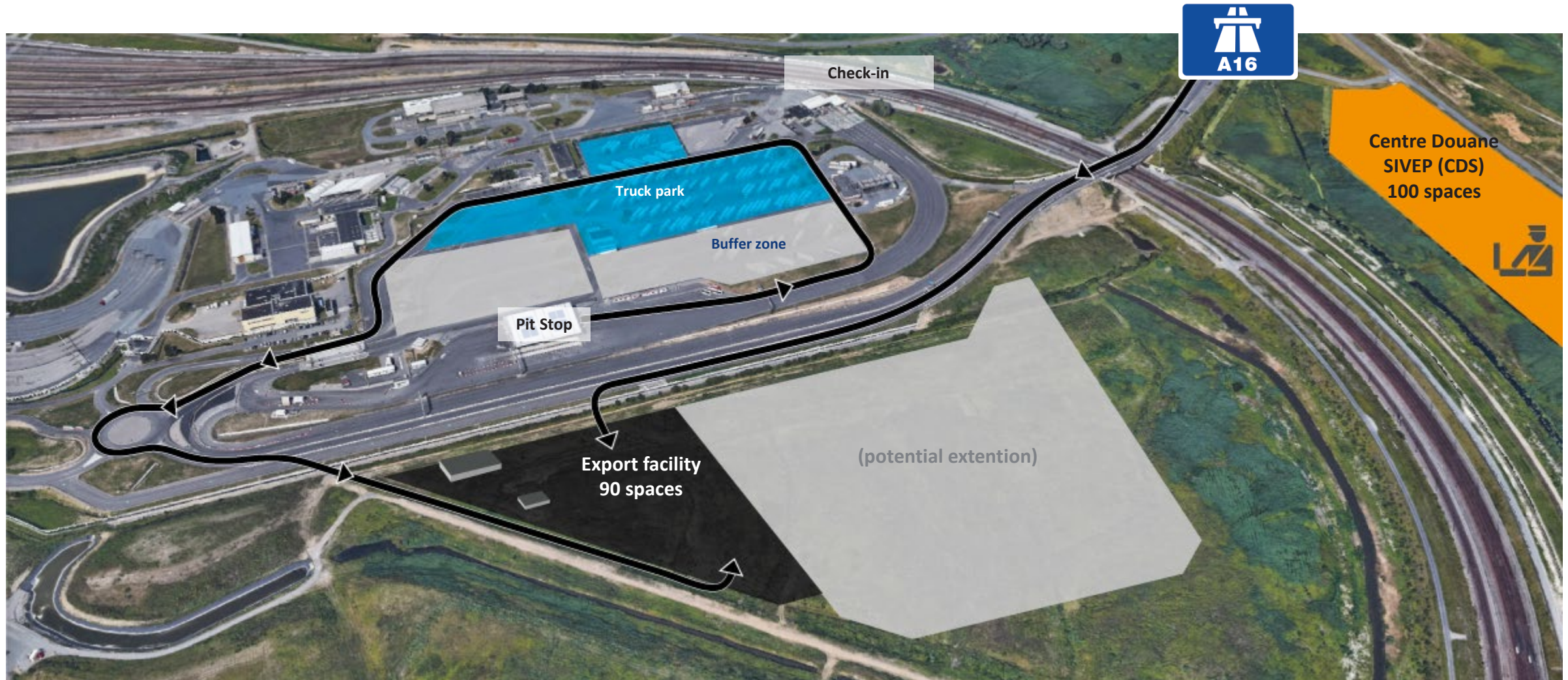
- **No possibility** of completing any declarations (Import/Export) on site

# France > UK

## Export facility

In case of  
Day 1  
no deal

Export declaration facility: direct access from motorway or after Pit Stop

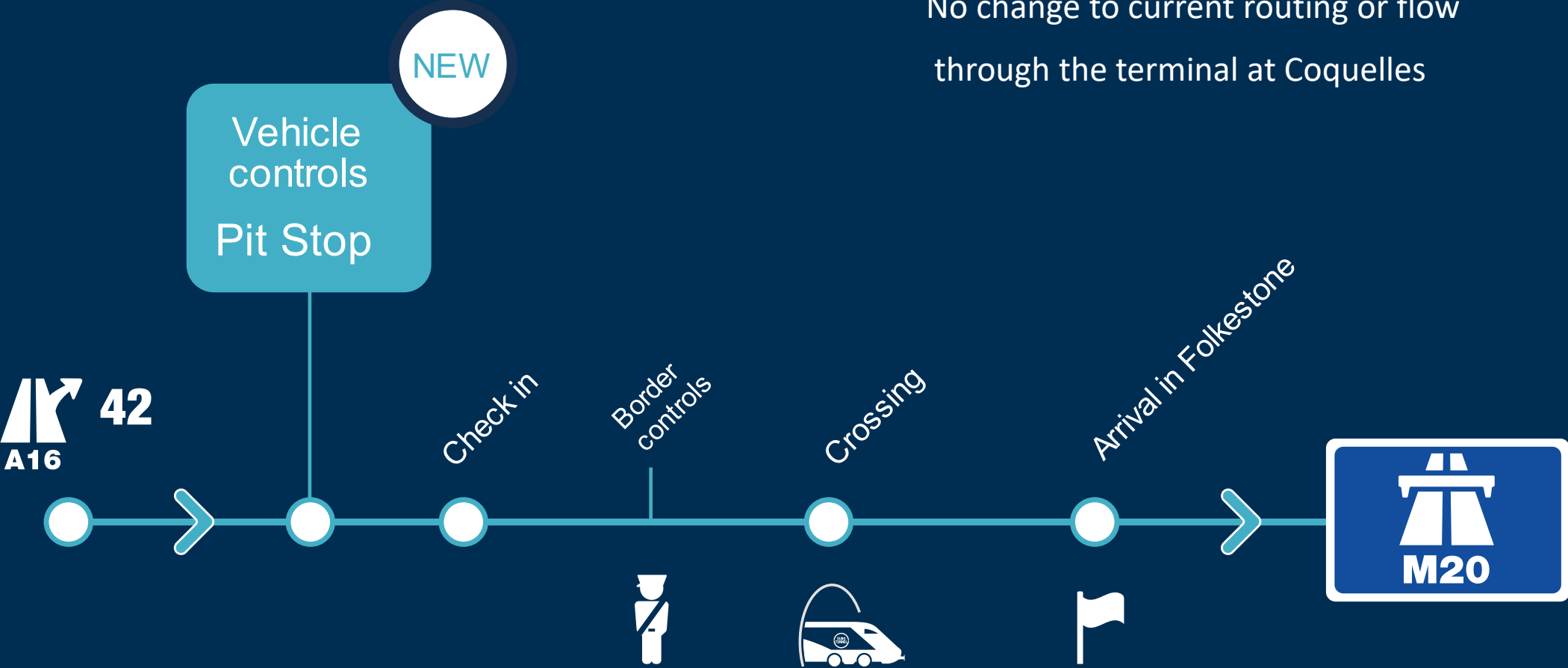


# France > UK

## > Overview

In case of  
Day 1  
no deal

No change to current routing or flow  
through the terminal at Coquelles





# France > UK

## > Depart Calais

In case of  
Day 1  
no deal

Automatic detection of both tractor and trailer numbers before the Pit Stop





# France > UK

## > Depart Calais

In case of  
Day 1  
no deal

Customs documents are scanned and data exchanged with the French & UK French authorities

**Remodelled *Pit Stop* for safety & security controls  
... plus customs document scanning**

CMRs no longer stamped since **29 March 2019** (UKBF is aware)  
Direct access to check-in no longer be possible

**Increased from 7 to 10 lanes  
100% of vehicles checked**



**No need for driver to exit the truck**



# France > UK

## > Arrival Folkestone

In case of  
Day 1  
no deal

No need to stop or show anything when arriving in the UK



## Driver requirements for crossing with Eurotunnel\*

\*Excludes empty trailers and postal goods

### For UK authorities

### For FR/EU authorities

*Driver needs to have ready ... if not, the driver will need to exit*

<b>For goods travelling under Transit:</b> a Transit MRN (or an envelope code number)  Barcode(s) of MRN document to be scanned at UK Pit Stop		
<b>Pre-travel Combined UK Export and Safety &amp; Security Declaration</b> through CHIEF/CDS to be shown at UK Pit Stop	and/or	<b>Pre travel EU Import Declaration</b> through Delta  Barcode(s) or envelope code to be scanned at UK Pit Stop
	and/or	<b>TIR or ATA carnet</b> (goods travelling under temporary admission) Carnet to be shown at UK Pit Stop
	and/or	<b>Emergency documents</b> (if French customs system is not available) to be shown at UK Pit Stop
<b>+ Sanitary certificates required for animal &amp; plant origin goods</b> to be shown at UK Pit Stop		

*The transport of sanitary or seafood goods must be declared at UK Pit Stop*

**Accepting Eurotunnel's terms and conditions confirms that customs documents  
have been pre-lodged before arrival at the border**

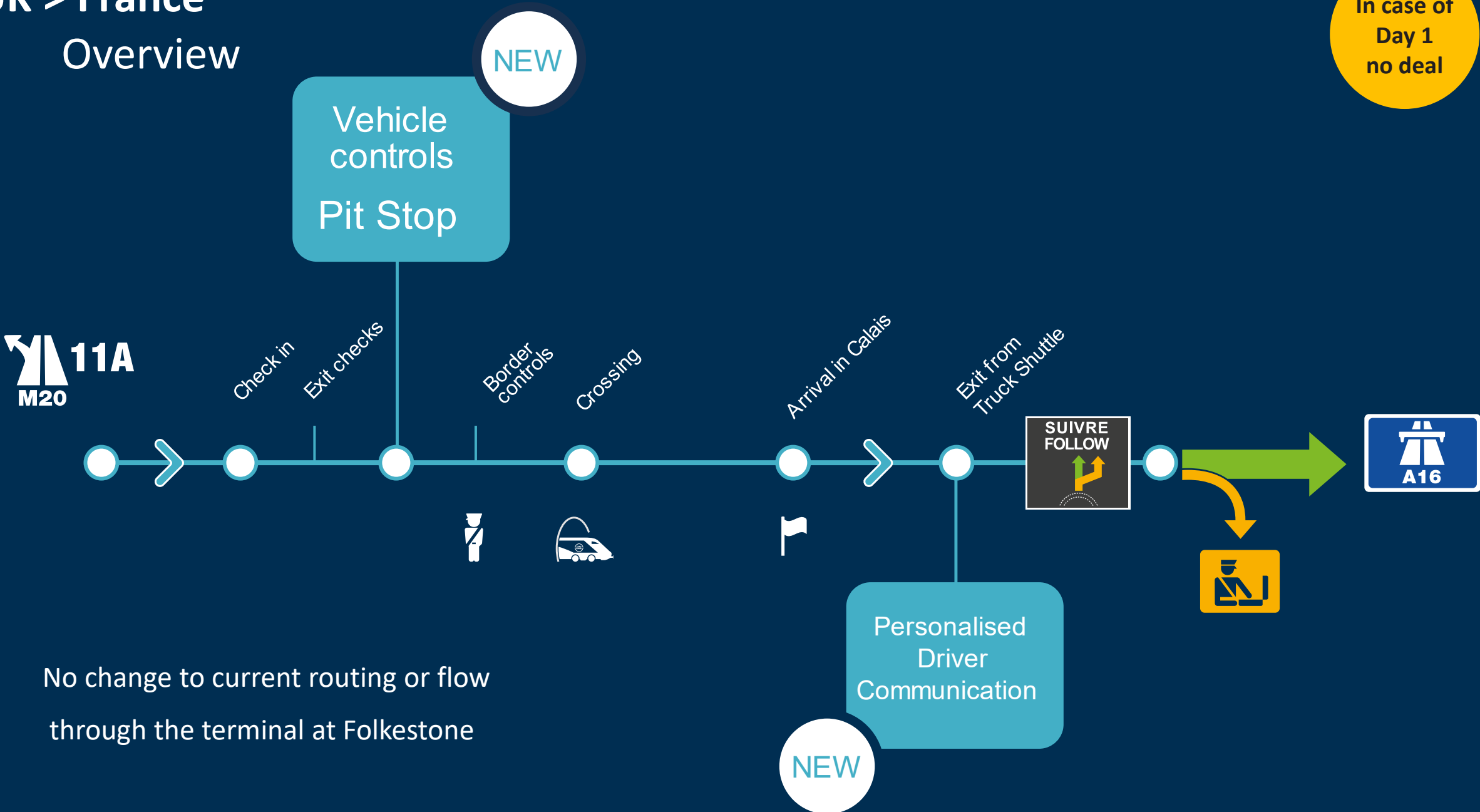




# UK > France

## Overview

In case of  
Day 1  
no deal



No change to current routing or flow through the terminal at Folkestone



# UK > France

## > Depart Folkestone

In case of  
Day 1  
no deal

Automatic detection of both tractor and trailer numbers before Check In





New screens at Check In for driver to confirm customs status



# UK > France

## Depart Folkestone

In case of  
Day 1  
no deal

At Pit Stop, Customs documents are scanned and data exchanged with the UK & FR authorities





# UK > France

## > Arrive Calais

In case of  
Day 1  
no deal

**Green** ➡ OK for direct exit to A16 (as today)

**Orange** ➡ Controls required at the Customs Office (Centre Douane SIVEP\*)



French Customs will decide which trucks they want to check during the 35 minute crossing

\* Vehicles carrying fish & seafood only will go directly to the SIVEP at Boulogne

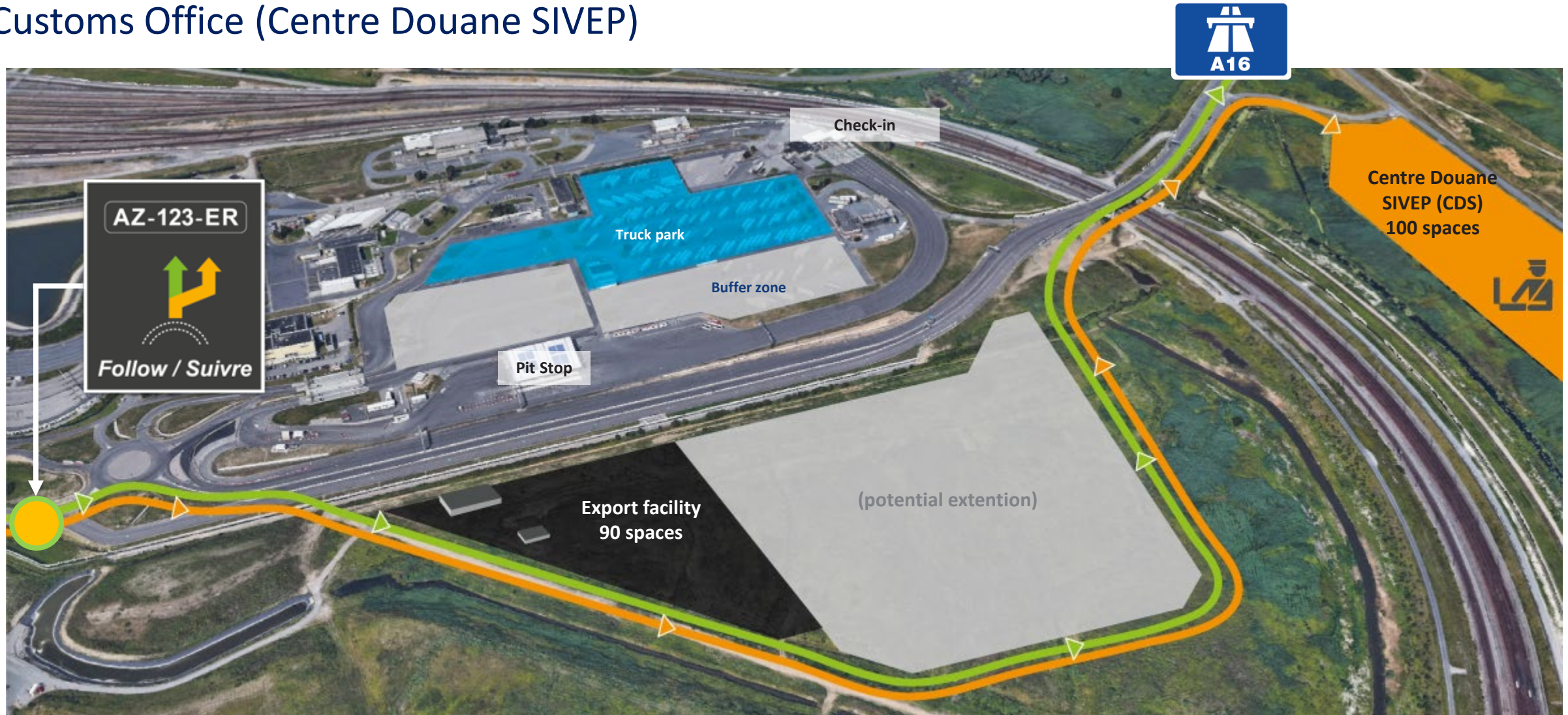


# UK > France

## > Arrive Calais

In case of  
Day 1  
no deal

### Customs Office (Centre Douane SIVEP)





# UK > France

## > Arrive Calais

In case of  
Day 1  
no deal

Customs Office (Centre Douane SIVEP) – built to Douane specification



Eurotunnel teams will be present to facilitate customs inspections.  
- only for customers having pre-declared their goods.  
**No parking** authorised on site after formalities have been completed.

### UK Terminal

- All declarations **must have been done** before arriving to the UK terminal
- **No possibility** of completing any declarations (Import/Export) on site

### FR Terminal

- Vehicles selected to follow the **green route** => **direct exit** as today
- Vehicles selected to follow the **orange route** => must go to the **Centre Douane SIVEP**  
A dedicated Eurotunnel team ('Eurotunnel Border Service') will assist drivers to finalise or amend their French/EU customs formalities as required

**This team will operate by contractual delegation from French registered RDE.** Some RDE will be present on site

A RDE ('Représentant en Douane Enregistré' = Customs agent) is a company authorised to process French customs declarations and to access the French customs system.

**List and contact details of RDE available on request**



### My customs pre-notification

- Specifically designed for online bookings, account holder can now send their customs information / barcodes in advance
- Currently available in the Folkestone to Calais direction
- Directly associated to the booking, the customs pre-notification will be automatically identified at the UK Pit Stop by the vehicle's registration numbers
- The customs information will be sent automatically to the French Douane's IT systems

### Advantages

- Your drivers can simply pick up their loads without the need to have physically their customs documents
- You can send your customs pre-notification up to 1 hour before travel
- Your drivers save time on our UK terminal as there is no need to scan their customs documents at the Pit Stop

**Objective: increase the speed of the customs data collection on our terminal**

# UK > France

## Alternative: online Customs pre-notification

In case of  
Day 1  
no deal

### How does it work?

> Simply respond to the questions relevant to your load:

You are here: Home > My customs pre-notifications > Make, view or amend

### Make a customs pre-notification

**Booking number:** 10214203  
**Registration number:** TRAC01

**Direction:** Folkestone to Calais  
**Travel date:** 04/10/2019

Do you have a trailer? ☒ Yes ☐ No

Trailer number


Do you have a customs document with a barcode? (import, export, transit declaration, envelope code...) ☒ Yes ☐ No



Please enter the relevant barcodes.  
In order to save time, you can group several barcodes in one single envelope code. [Click here](#) to create your envelope code.

1.  2.  3.  4.

Are you carrying goods subject to sanitary or phytosanitary control? ☒ Yes ☐ No

Are you carrying exclusively fish and/or seafood products? ☐ Yes ☒ No

 It is imperative that your driver be in possession of a sanitary certificate when crossing with Eurotunnel

  Confirmation of this customs pre-notification

My email

> OR declare no customs document  
if the vehicle is empty or carries postal mail:

You are here: Home > My customs pre-notifications > Make, view or amend

### Make a customs pre-notification

**Booking number:** 10214203  
**Registration number:** TRAC01

**Direction:** Folkestone to Calais  
**Travel date:** 04/10/2019

Do you have a trailer? ☒ Yes ☐ No

Trailer number

Do you have a customs document with a barcode? (import, export, transit declaration, envelope code...) ☐ Yes ☒ No

Is your vehicle empty (or are you only carrying postal mail)? ☒ Yes ☐ No







# UK > France

## Alternative: online Customs pre-notification


In case of  
Day 1  
no deal

### How does it work?

- A confirmation will then be sent back by email and can also be forwarded to your driver by email or SMS

  Confirmation of this customs pre-notification

My email

**Important**  
 Your booking and customs pre-notification must be validated by your driver at check in.

In order to forward this customs pre-notification to your driver, please select the relevant language:

Please select

By email

By SMS

Country: Please select

Mobile phone number:

> Confirm



### Confirmation of your customs pre-notification

Thank you for confirming your customs pre-notification with Eurotunnel. We remind you that your driver must validate the booking number and the associated customs pre-notification at check in. Your driver may be subject to controls and must have all customs documentation.

Kind regards,  
Freight Commercial Team

#### Customs pre-notification: OF10214203

Booking number 10214203	Travel date 04/10/2019	Direction Folkestone to Calais
----------------------------	---------------------------	-----------------------------------

Front plate TRAC01	Rear plate REM01
-----------------------	---------------------

Do you have a trailer? **Yes**

Do you have a customs document with a barcode? (import, export, transit declaration, envelope code...) **Yes**

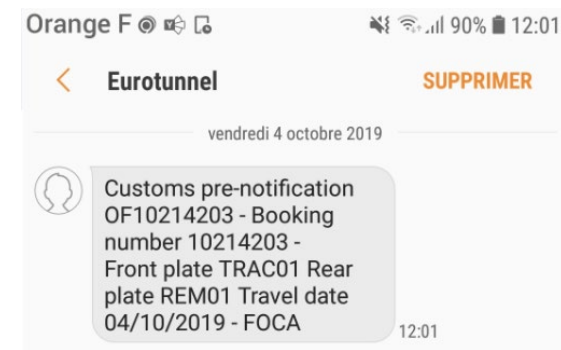
1. 4512895645	2. 45891333454
3. 45785613456	

Are you carrying goods subject to sanitary or phytosanitary control? **Yes**

Are you carrying exclusively fish and/or seafood products? **No**

**It is imperative that your driver be in possession of a sanitary certificate when crossing with Eurotunnel**

On arrival at check-in, your vehicle number plate will automatically be detected and linked to this unique booking number.  
This customs pre-notification may be amended or deleted up to 30 minutes before arriving at check in.



### How does it work?

- On arrival at check-in, your driver simply confirms on the screen that the booking is associated to the customs pre-notification

Druk hier Pulse aqui Naciśnij Tutaj Nyomja meg itt Apátsati aici

Appuyez ici Hier drücken Zde stisknout Clicca qui Натиснете тук

Company :

Tractor Registration : **DLF21BREX**

Length : **HGV > 15m**

Trailer Registration : **BREX20**

Booking number : **10211548**

Pre-customs declaration : **OF10211548**

Do you want to use this booking and the associated pre-customs declaration for this crossing ?

**YES** **NO**

**IMPORTANT** - Your drivers are responsible of their loads and their customs documents, it is therefore essential that your drivers confirm the booking number(s) relating to their crossing(s).



# THANK YOU