



**Be ready for Border crossing – 13/08/2020 update**



# Be ready for Border crossing

Key objective: ensuring that traffic fluidity is maintained

- Eurotunnel has been continuing to plan for Brexit to ensure traffic fluidity after the UK Transition period ends on 31st December 2020.
- Working in collaboration with the French & UK Authorities, we have developed innovative solutions which allow us to automate the scanning of pre-declared documents and share information in advance.
- 30m€ investment at our terminals in Coquelles & Folkestone provide new and enhanced facilities for border checks.
  - In Coquelles, we have built:
    - A new dedicated customs office (Centre Douane SIVEP)
    - A new Export building facility
    - A brand new Truck Park with 270 spaces and many other services for the drivers
- Staff have been recruited & trained with new specific operational roles created.

**Key dependency is now TRADER READINESS**



# Be ready for Border crossing

To cross the border, the following information will now be required:

- **Customs** references (e.g. Transit MRN barcodes, Goods Movement Reference – GMR...)
- Mandatory **sanitary** references (SPS Sanitary or Phytosanitary if applicable)
- **Safety and security** references (e.g ENS, ICS, ECS...)

**For speed and convenience, send your border data to Eurotunnel in advance**

# Make your choice: inform Eurotunnel in advance or just turn up

According to your business model,  
you can either send your data to Eurotunnel in advance or just turn up with your border references

## Option 1

send your information to Eurotunnel  
through your online booking account  
before your driver turns up at the terminal  
and get your Agile Border Pass

Your vehicle is recognised by the  
registration number and the driver has  
nothing to show

(no need to present documents at Pit Stop)

**Fast and convenient**

## Option 2

Your driver just turns up at the terminal  
with his border references without sending  
information in advance

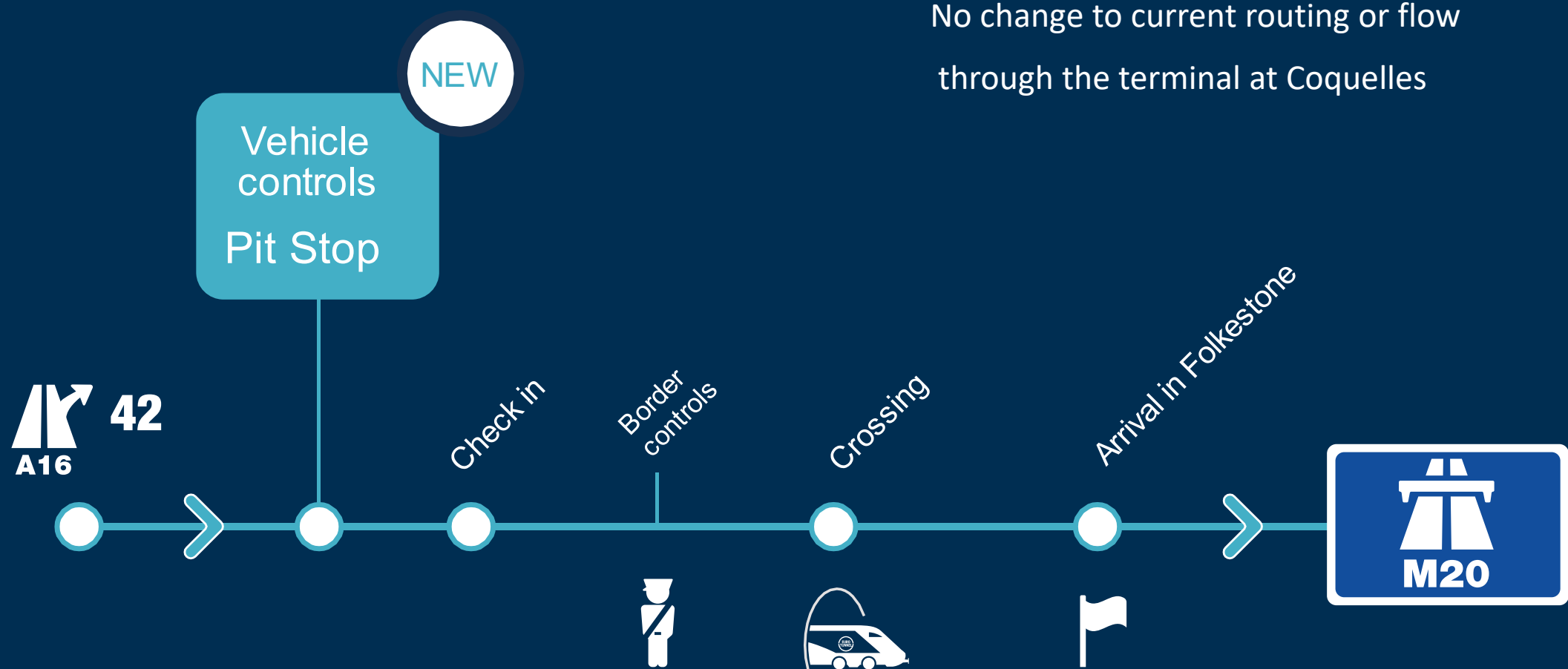
Barcodes need to be  
presented by the driver and will be  
scanned  
at Pit stop

**For last minute flexibility**

# France > UK

## > Overview

No change to current routing or flow through the terminal at Coquelles



# France > UK

## Driver requirements for crossing with Eurotunnel\*

Eurotunnel is an  
official Office of  
Transit

### For FR/EU authorities (EU Export) **FROM 01/01/21**

#### Customs references

**Transit MRNs bar codes or  
EU Export bar codes or  
Envelope code (bar codes)**  
or TIR or ATA carnet (goods travelling under temporary  
admission)  
or **Emergency documents** (if French customs system not  
available)

#### Sanitary references

required for animal & plant origin  
goods

n/a

#### Safety and Security reference

n/a

Subject to change

#### Documents to have on board

(other than references above)

**TADs for goods travelling under CTC**

\*Empty trucks and postal goods have to be declared to  
Eurotunnel (either in advance or at Pit Stop)

### For UK authorities (UK Import) **FROM 01/01/21** **FROM 01/07/21**

**GMR for  
goods  
travelling  
under  
Transit**

**One single GMR** (Goods  
Movement Reference) barcode **which**

**includes**

Transit MRNs,  
UK Import Declarations through CHIEF,  
Safety and Security declaration(s), ATA  
carnets, etc.

**TADs for goods travelling under CTC  
+ Sanitary certificate**

\*Empty trucks and postal goods also need to have a GMR



# France > UK

## > Depart Calais

Automatic detection of both tractor and trailer numbers before the Pit Stop





# France > UK

## > Depart Calais

At Pit Stop, either identified with Agile Border Pass or bar codes have to be shown and scanned  
Then data exchanged with UK/FR authorities



10 lanes / 100% vehicles checked / No need for driver to exit the truck



# France > UK

## > Arrival Folkestone

NO NEED TO STOP or show anything on the UK terminal after crossing





# France > UK

## Customs and sanitary controls in Ashford, junction 10a off M20

Remote site 9 miles from Eurotunnel on your way to London, just off the motorway  
Documentary and physical checks of UK customs/sanitary declarations





# France > UK

## Assistance on French terminal for formalities if needed

With direct access from A16 motorway (or after Pit Stop if not accepted for travel)





# France > UK

## Border facilities building: Eurotunnel Border Service

A dedicated Eurotunnel team 'Eurotunnel Border Service' will assist drivers 24/7:

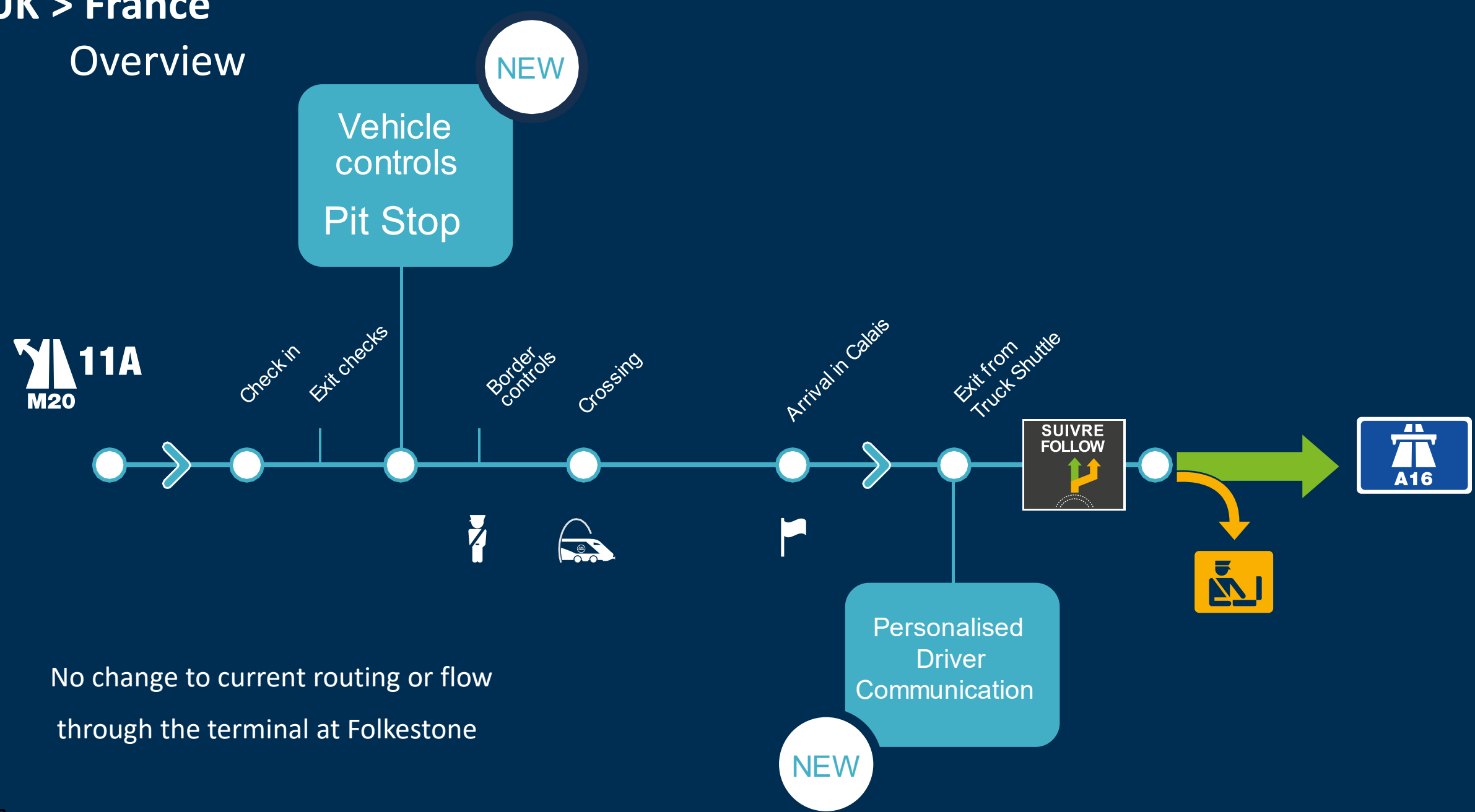
- ✓ to complete the FR/EU Export and UK Import formalities
- ✓ to contact customs brokers (RDE) if needed\*
- ✓ to print documents



\* EBS will be the official representative of RDE in contract with Eurotunnel

# UK > France

## Overview



# UK > France

## Driver requirements for crossing with Eurotunnel\*

Eurotunnel is an  
official Office of  
Transit

### For FR/EU authorities (EU Import) **FROM 01/01/21**

#### Customs references

**Transit MRNs bar codes or  
EU Import bar codes or  
Envelope code (bar codes)**  
or **TIR or ATA carnet** (goods travelling under temporary  
admission)  
or **Emergency documents** (if French customs system not  
available)

#### Sanitary references

required for animal & plant origin  
goods

#### DSCs reference number

tbc

#### Safety and Security reference

**ENS / ICS Declaration**  
(no need to inform Eurotunnel)

#### Documents to have on board

(other than references above)

**TADs for goods travelling under  
transit + Sanitary certificate**

\*Empty trucks and postal goods have to be declared to Eurotunnel  
(either pre-notification or at Pit Stop)

### For UK authorities (UK Export) **FROM 01/01/21** **FROM 01/07/21**

**GMR for  
goods  
travelling  
under  
Transit**

**One single GMR** (Goods  
Movement Reference) barcode **which  
includes**  
Transit MRNs or  
UK Export Declaration, Safety and  
Security Declaration(s), ATA carnet, etc.

**TADs for goods travelling under transit**

\*Empty trucks and postal goods need also to have a GMR





# UK > France

## > Depart Folkestone

Automatic detection of both tractor and trailer numbers before Check In





New screens at Check In for driver to confirm Border status

Натиснете тук Appuyez ici Hier drücken Zde stisknout Clicca qui

Druk hier Pulse aquí Naciśnij Tutaj Nyomja meg itt Apăsati aici

Is your vehicle empty (/postal mail) or loaded ?

Empty /postal mail Loaded

Druk hier Pulse aquí Naciśnij Tutaj Nyomja meg itt Apăsati aici

Appuyez ici Hier drücken Zde stisknout Clicca qui

**Customs documentation**

Have you obtained customs documentation for all of the goods being transported?

YES NO

# UK > France

## > Depart Folkestone

At Pit Stop, either identified with Agile Border Pass or bar codes have to be shown and scanned  
Then data exchanged with UK/FR authorities





# UK > France

## > Depart Folkestone

Data analysed by French authorities during the 35' crossing and status sent to Eurotunnel



# UK > France

> Arrive Calais: personalised information to the driver

**Green** ➡ OK for direct exit to A16 (as today)

**Orange** ➡ Controls required at the Customs Office (Centre Douane SIVEP\*)



\* Vehicles carrying fish & seafood only will go directly to the SIVEP at Boulogne



UK > France

Exit way or access to the Customs Office (Centre Douane SIVEP)





# UK > France

## Customs Office (Centre Douane SIVEP)

If your vehicle is selected in orange, stop at the CDS and exit by green lane after controls



No parking authorised on site after formalities have been completed



# UK > France

## At Centre Douane SIVEP: Eurotunnel Border Service

A dedicated Eurotunnel team 'Eurotunnel Border Service' will assist drivers 24/7:

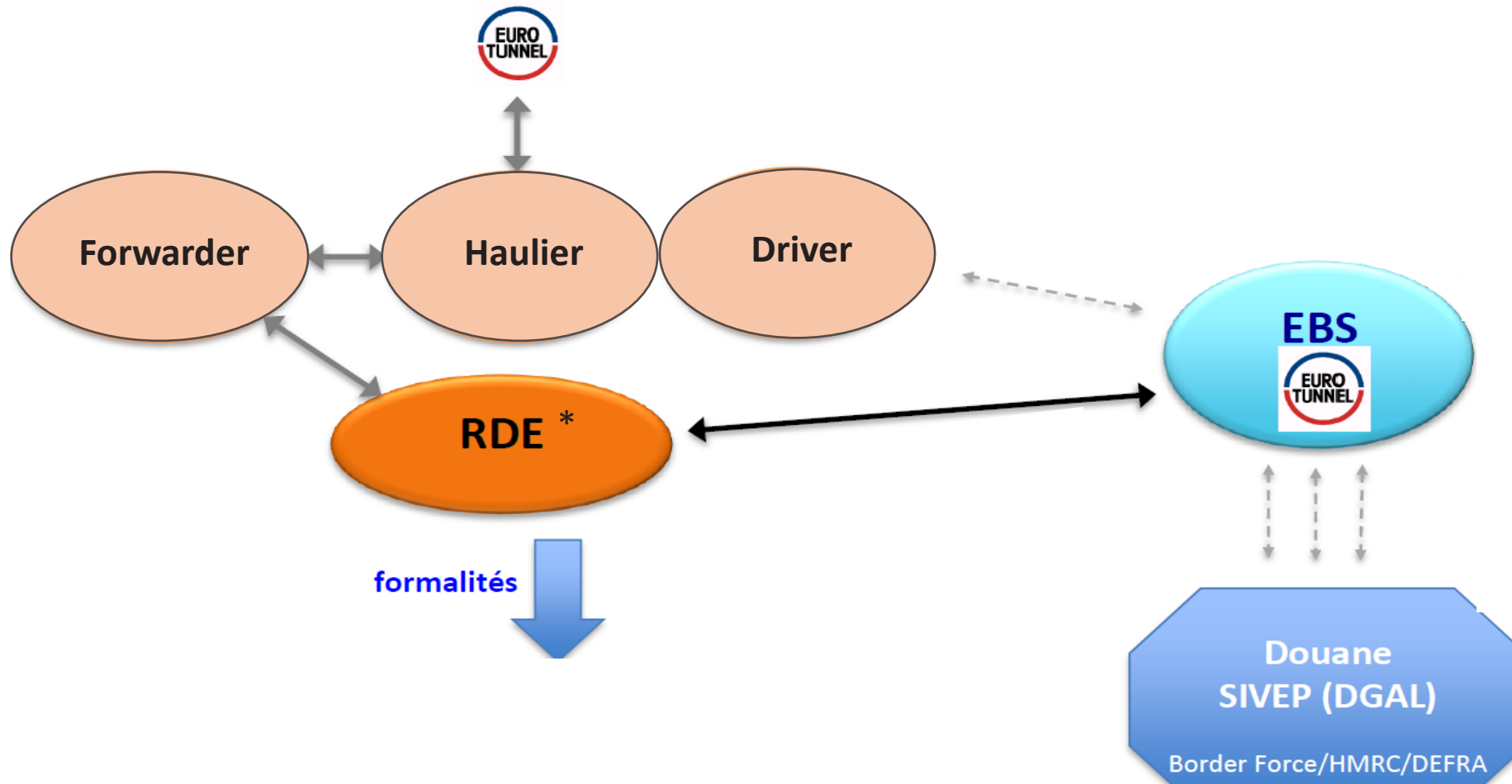
- ✓ to facilitate customs and sanitary inspections
- ✓ to finalise or amend FR/EU Import formalities (customs and sanitary)



\* EBS will be the official representative of RDE in contract with Eurotunnel / RDE will also be present on site

# Eurotunnel Border Service (EBS)

The official representative of RDE in contract with Eurotunnel



\* Représentant en Douane Enregistré (official customs broker): list and contact details available on request





# THANK YOU

Visit [www.eurotunnelfreight.com/brexit](http://www.eurotunnelfreight.com/brexit) for more information

# Appendix

# How to get your Agile Border Pass (1)

## Make a customs pre-notification


Booking number: 10228922      Direction: Folkestone to Calais  
Registration number: JVE1202      Travel date: 12/02/2020


Do you have a trailer? ☐ Yes ☒ No


Do you have a customs document with a barcode? (import, export, transit declaration, envelope code...) ☒ Yes ☐ No

Please enter the relevant barcodes.  
In order to save time, you can group several barcodes in one single envelope code. [Click here](#) to create your envelope code.

1.	ACV1234567499050500606	2.	SG12345670785897599878	3.		4.	
5.		6.		7.		8.	

Are you carrying goods subject to sanitary or phytosanitary control? ☒ Yes ☐ No 

Are you carrying exclusively fish and/or seafood products? ☐ Yes ☒ No 

 It is imperative that your driver be in possession of a sanitary certificate when crossing with Eurotunnel

Pre-send the references required by both FR/UK authorities :

- **Customs** (e.g. Transit MRN barcodes, Goods Movement Reference” – GMR...)
- **SPS Sanitary or Phytosanitary** if applicable



# How to get your Agile Border Pass (2)

- Once confirmed, you get your reference 'Agile Border pass'
- an email confirmation is automatically sent to the user and can also be forwarded to the driver by email or SMS in one of the 5 languages



## Confirmation of your customs pre-notification

Thank you for confirming your customs pre-notification with Eurotunnel. We remind you that your driver must validate the booking number and the associated customs pre-notification at check in. Your driver may be subject to controls and must have all customs documentation.

Kind regards,  
Freight Commercial Team

### Agile Border Pass OF10214203

Booking number	Travel date	Direction
10214203	04/10/2019	Folkestone to Calais
Front plate	Rear plate	
TRAC01	REM01	

Do you have a trailer? **Yes**

Do you have a customs document with a barcode? (import, export, transit declaration, envelope code...) **Yes**

1. 4512895645                      2. 45891333454  
3. 45785613456

Are you carrying goods subject to sanitary or phytosanitary control? **Yes**

Are you carrying exclusively fish and/or seafood products? **No**

**It is imperative that your driver be in possession of a sanitary certificate when crossing with Eurotunnel**

On arrival at check-in, your vehicle number plate will automatically be detected and linked to this unique booking number.  
This customs pre-notification may be amended or deleted up to 30 minutes before arriving at check in.

